


internal springs

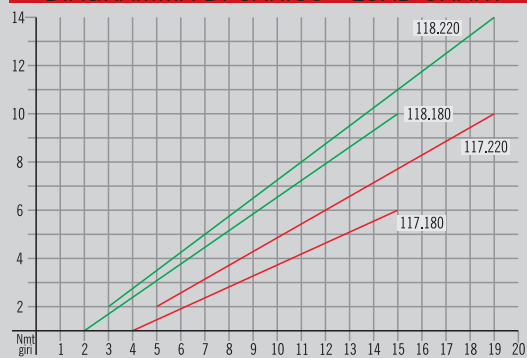
MOLLE



MOLLE DI COMPENSAZIONE

SPRINGS FOR COMPENSATION

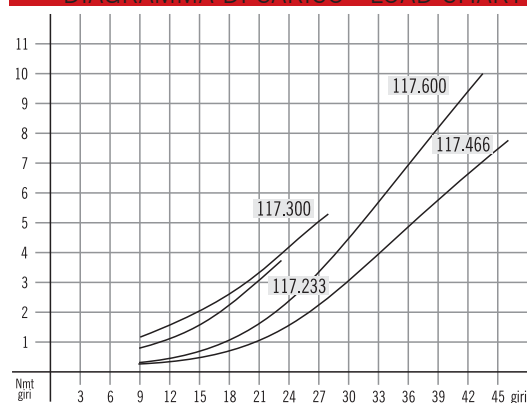
DIAGRAMMA DI CARICO - LOAD CHART



i valori sono da ritenersi indicativi | values are indicative

FILO	N. SPIRE	L. MM	GIRI MAX	Ø 70	Ø 78
WIRE	N. SPIRES	L. MM	GIRI MAX		
Ø 3,5 mm	180	850	15	117.180	118.180
Ø 4 mm	220	1100	20	117.220	118.220

DIAGRAMMA DI CARICO - LOAD CHART



i valori sono da ritenersi indicativi | values are indicative

MOLLA TIRO DIRETTO

SPRINGS FOR DIRECT SHOT



FILO	N. SPIRE	L. MM	L. MOLLA	Ø 43	Ø 60	Ø 70
WIRE	N. SPIRES	L. MM	L. SPRING			
Ø 2 mm	340	850	610	114.340		
Ø 2,5 mm	166	700	500		116.166	117.166
Ø 3 mm	233	920	700		116.233	117.233
Ø 3 mm	300	1140	900		116.300	117.300
Ø 3 mm	466	1690	1400		116.466	117.466
Ø 3,5 mm	600	2100	1810			117.600

SUPPORTO PER MOLLA STANDARD

SUPPORT FOR STANDARD SPRING

ARTICOLO

CODE

140.016

SUPPORTO PER MOLLA Ø 43

SUPPORT FOR Ø 43 SPRING

ARTICOLO

CODE

240.106



140.016

240.106